



## Assembly Instructions for the Kona Macro & Mega Outdoor Ethernet Connection

**1. Strip cable jacket 15±1 mm, do not strip wire insulation.**




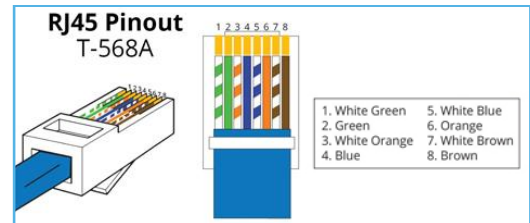
**2. Slide adapter (T0002265) over cable as shown. Do not tighten cable gland nut.**




**3. Assembly RJ45 plug to cable and crimp.**



Suggested  
Pin  
Assignment



**4. Pull the adapter over the plug and hand tighten the cable gland nut.**



**NOTE:** Outdoor Ethernet cable and RJ-45 plug are customer supplied. Cable OD range 4.0 to 7.0 mm.